

P6010



- ▶ Patented COAX® technology.
- ▶ Available with a three-stage COAX® cartridge MIDI. Choose an Si cartridge for extra vacuum flow, a Pi cartridge for high performance at low feed pressure or an Xi cartridge when high flow and deep vacuum is needed.
- ▶ Substantially lower air consumption as compared to conventional ejectors.
- ▶ Modular design.
- ▶ Available with multiple connection alternatives.
- ▶ Low noise level.
- ▶ Short evacuation time.

Supplied with a vacuum gauge.

Technical data

Description	Unit	Value
Feed pressure, max	MPa	0.7
Noise level*	dBA	60–67
Temperature range	°C	-10–80
Weight	g	1700–1800
Material		Al, PA, NBR, SS, TPE

*At vacuum level 40 -kPa and feed pressure 0.3 MPa.

Vacuum flow

COAX® Cartridge	Feed pressure** MPa	Air consumption NI/s	Vacuum flow (NI/s) at different vacuum levels (-kPa)											Max vacuum -kPa
			0	10	20	30	40	50	60	70	80	90		
Pi48-3	0.30	2.0	5.6	2.5	1.8	1.1	0.65	0.50	0.35	0.25	0.10	—	90	
Si32-3	0.60	1.75	6.0	3.5	2.6	1.7	0.90	0.60	0.50	0.35	—	—	75/52*	
Xi40-3	0.45	1.83	5.9	3.0	2.0	1.3	0.73	0.58	0.43	0.32	0.18	0.03	95/51*	

Values for one COAX® cartridge. Multiply with number of cartridges. For vacuum flows at other feed pressures, see COAX® Cartridge data sheets. * COAX® cartridge module, 1x flap valve **Feed pressure tolerance, ± 0.01 MPa.

Evacuation time

COAX® Cartridge	Feed pressure** MPa	Air consumption NI/s	Evacuation time (s/l) to reach different vacuum levels (-kPa)										Max vacuum -kPa
			10	20	30	40	50	60	70	80	90		
Pi48-3	0.30	2.0	0.020	0.060	0.12	0.25	0.45	0.70	1.0	1.6	4.0	90	
Si32-3	0.60	1.75	0.020	0.050	0.10	0.18	0.33	0.53	0.80	—	—	75/52*	
Xi40-3	0.45	1.83	0.022	0.062	0.12	0.22	0.37	0.57	0.84	1.2	2.2	95/51*	

Values for one COAX® cartridge. Divide with number of cartridges. For evacuation times at other feed pressures, see COAX® Cartridge data sheets. * COAX® cartridge module, 1x flap valve **Feed pressure tolerance, ± 0.01 MPa.

Blow flow

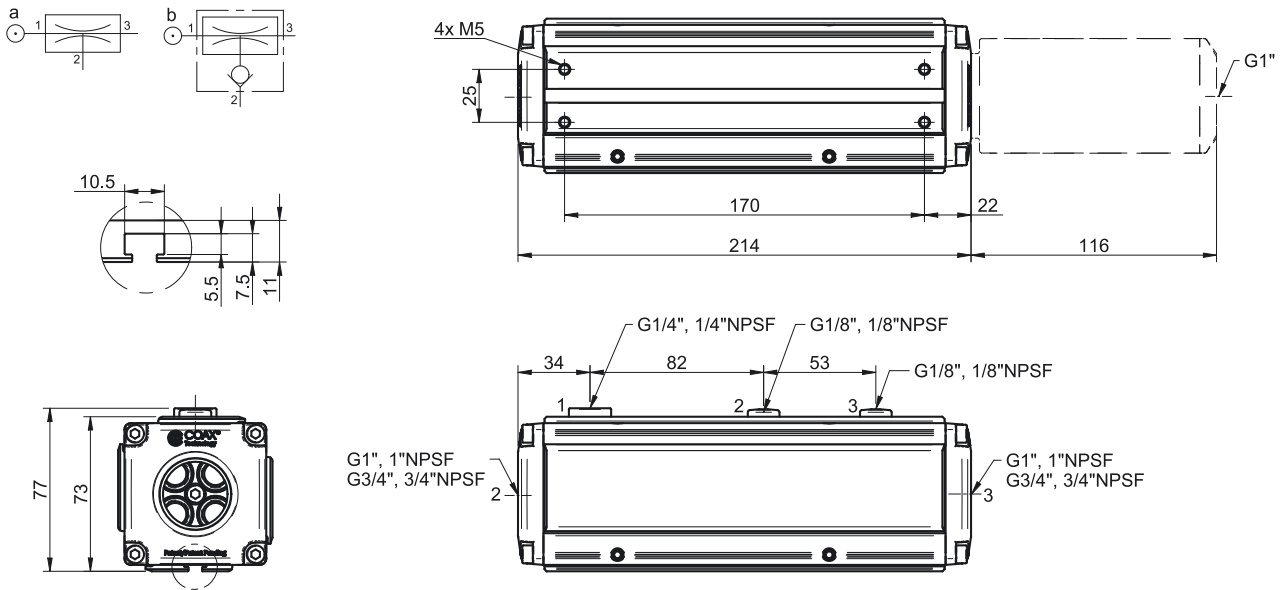
COAX® Cartridge	Feed pressure MPa	Air consumption NI/s	Blow flow (NI/s) at different pressure levels (kPa)												Max pressure kPa
			0	20	40	60	70	80	90	100	110	120	130	140	
Pi48-3	0.6	3.55	9.5	6.5	6.0	5.3	4.7	4.6	4.6	4.6	4.5	4.3	4.0	3.7	140
Si32-3	0.6	1.75	7.8	4.6	3.3	2.7	2.3	1.8	—	—	—	—	—	—	80
Xi40-3	0.6	2.33	8.4	5.1	3.92	3.39	3.23	2.95	2.58	—	—	—	—	—	90

Values for one COAX® cartridge. Multiply with number of cartridges.

Ordering information

1. Housing		P6010 Code
Housing		P6010
2. COAX® cartridge modules		P6010 code
	COAX® cartridge module blind x4	AA
a	COAX® cartridge module Pi48-3X1	AJ
a	COAX® cartridge module Pi48-3X2	AK
a	COAX® cartridge module Pi48-3X3	AL
a	COAX® cartridge module Pi48-3X4	AM
b	COAX® cartridge module Pi48-3X1, non-return valve	AN
b	COAX® cartridge module Pi48-3X2, non-return valve	AO
b	COAX® cartridge module Pi48-3X3, non-return valve	AP
b	COAX® cartridge module Pi48-3X4, non-return valve	AQ
a	COAX® cartridge module Si32-3X1	AB
a	COAX® cartridge module Si32-3X2	AC
a	COAX® cartridge module Si32-3X3	AD
a	COAX® cartridge module Si32-3X4	AE
b	COAX® cartridge module Si32-3X1, non-return valve	AF
b	COAX® cartridge module Si32-3X2, non-return valve	AG
b	COAX® cartridge module Si32-3X3, non-return valve	AH
b	COAX® cartridge module Si32-3X4, non-return valve	AI
a	COAX® cartridge module Si32-3X1, 1x flap valve	BB
a	COAX® cartridge module Si32-3X2, 1x flap valve	BC
a	COAX® cartridge module Si32-3X3, 1x flap valve	BD
a	COAX® cartridge module Si32-3X4, 1x flap valve	BE
a	COAX® cartridge module Xi40-3X1	AR
a	COAX® cartridge module Xi40-3X2	AS
a	COAX® cartridge module Xi40-3X3	AT
a	COAX® cartridge module Xi40-3X4	AU
b	COAX® cartridge module Xi40-3X1, non-return valve	AV
b	COAX® cartridge module Xi40-3X2, non-return valve	AW
b	COAX® cartridge module Xi40-3X3, non-return valve	AX
b	COAX® cartridge module Xi40-3X4, non-return valve	AY
a	COAX® cartridge module Xi40-3X1, 1x flap valve	BJ
a	COAX® cartridge module Xi40-3X2, 1x flap valve	BK
a	COAX® cartridge module Xi40-3X3, 1x flap valve	BL
a	COAX® cartridge module Xi40-3X4, 1x flap valve	BM
3. Mounting		P6010 Code
Mounting T-slot, Cover plate with PIAB label		01
4. Select Cover plate and Function		P6010 Code
Cover plate G thread connections, cover plate plain		LA
Cover plate NPSF thread connections, cover plate plain		LJ
Cover plate Classic G thread connections, cover plate plain		LI
Cover plate Classic NPSF thread connections, cover plate plain		LK
Function PCC Vacuum, cover plate G thread connections		LB
Function PCC Vacuum, cover plate NPSF thread connections		LT
Function AVM™2 NO, cover plate G thread connections		LU
Function AVM™2 NC, cover plate G thread connections		LV
Function AVM™2 NO, cover plate NPSF thread connections		LW
Function AVM™2 NC, cover plate NPSF thread connections		LX
Function CU NC, cover plate G thread connections		LY
Function CU NC, cover plate NPSF thread connections		LZ
<p><i>AVM™2 NO = Normally open valve for vacuum on/off, AVM™2 NC = Normally closed valve for vacuum on/off. CU NC = Normally closed valve for vacuum on/off. For detailed information on Classic plate, PCC, AVM™2 and CU, see separate datasheets.</i></p>		
5. Select Connections for vacuum and exhaust		P6010 Code
Connections 2x G1"		51
Connections 2x G1", silencer 1"		52
Connections 2x G3/4"		53
Connections 2x G3/4", silencer 3/4"		54
Connections 2x 1" NPSF		55
Connections 2x 1" NPSF, silencer 1"		56
Connections 2x 3/4" NPSF		57
Connections 2x 3/4" NPSF, silencer 3/4"		58

Example	Ordering number
P6010 Pi48-3X1, Mounting T-slot, Cover plate G-threads, Connections 2x G1" and silencer 1"	P6010 AJ 01 LA 52



Ordering information, accessories

Description	Art. No.
Silencer G1"	0112499
Silencer 1" NPSF	0113003
Manometer 250 kPa	0112533
Manometer 1 MPa	0112532

P6010 Classic



- ▶ Patented COAX® technology
- ▶ Connections can be made on the long side of the ejector
- ▶ Retro-compatible with PIAB's Classic model in regard to mounting

Supplied with a vacuum gauge.

Technical data

Description	Unit	Value
Feed pressure, max	MPa	0.7
Noise level*	dB(A)	50–67
Temperature range	°C	-10–80
Weight	g	1700–1800
Material		AI, PA, NBR, SS, TPE

*At vacuum level 40 -kPa and feed pressure 0.3–0.6 MPa.

Performance tables

Depending upon choice of COAX® cartridge, performance data of the P6010 Classic can be found in the tables for vacuum flow, evacuation time and blow flow for models P6010 Pi, Si and Xi.

Ordering information

1. Housing		P6010 Code
Housing		P6010
2. COAX® cartridge modules		P6010 code
	COAX® cartridge module blind x4	AA
a	COAX® cartridge module Pi48-3X1	AJ
a	COAX® cartridge module Pi48-3X2	AK
a	COAX® cartridge module Pi48-3X3	AL
a	COAX® cartridge module Pi48-3X4	AM
b	COAX® cartridge module Pi48-3X1, non-return valve	AN
b	COAX® cartridge module Pi48-3X2, non-return valve	AO
b	COAX® cartridge module Pi48-3X3, non-return valve	AP
b	COAX® cartridge module Pi48-3X4, non-return valve	AQ
a	COAX® cartridge module Si32-3X1	AB
a	COAX® cartridge module Si32-3X2	AC
a	COAX® cartridge module Si32-3X3	AD
a	COAX® cartridge module Si32-3X4	AE
b	COAX® cartridge module Si32-3X1, non-return valve	AF
b	COAX® cartridge module Si32-3X2, non-return valve	AG
b	COAX® cartridge module Si32-3X3, non-return valve	AH
b	COAX® cartridge module Si32-3X4, non-return valve	AI
a	COAX® cartridge module Si32-3X1, 1x flap valve	BB
a	COAX® cartridge module Si32-3X2, 1x flap valve	BC
a	COAX® cartridge module Si32-3X3, 1x flap valve	BD
a	COAX® cartridge module Si32-3X4, 1x flap valve	BE
a	COAX® cartridge module Xi40-3X1	AR
a	COAX® cartridge module Xi40-3X2	AS
a	COAX® cartridge module Xi40-3X3	AT
a	COAX® cartridge module Xi40-3X4	AU
b	COAX® cartridge module Xi40-3X1, non-return valve	AV
b	COAX® cartridge module Xi40-3X2, non-return valve	AW

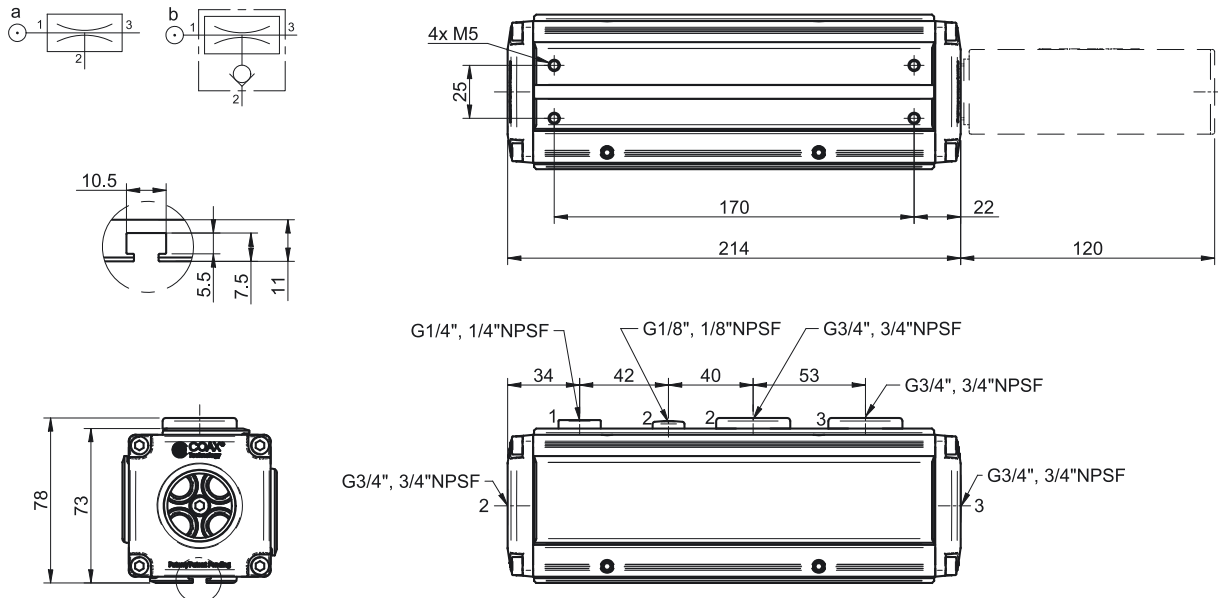
2. COAX® cartridge modules		P6010 code
b	COAX® cartridge module Xi40-3X3, non-return valve	AX
b	COAX® cartridge module Xi40-3X4, non-return valve	AY
a	COAX® cartridge module Xi40-3X1, 1x flap valve	BJ
a	COAX® cartridge module Xi40-3X2, 1x flap valve	BK
a	COAX® cartridge module Xi40-3X3, 1x flap valve	BL
a	COAX® cartridge module Xi40-3X4, 1x flap valve	BM

3. Mounting		P6010 Code
Mounting T-slot, Cover plate with PIAB label		01

4. Cover plates		P6010 Code
Cover plate Classic G thread connections, cover plate plain		LI
Cover plate Classic NPSF thread connections, cover plate plain		LK

5. Connections for vacuum and exhaust		P6010 Code
Connections 2x G3/4"		53
Connections 2x G3/4", silencer 3/4"		54
Connections 2x 3/4" NPSF		57
Connections 2x 3/4" NPSF, silencer 3/4"		58

Example		Ordering number
P6010 Pi48-3X4, Mounting T-slot, Cover plate Classic G-threads, Connections 2x G3/4" and silencer 3/4"		P6010 AM 01 LI 54



Ordering information, accessories

Description	Art. No.
Manometer 250 kPa	0112533
Manometer 1 MPa	0112532
Silencer G3/4"	3216002

P6010 AVM™2



- ▶ COAX® P6010 multistage ejector with Pi, Si or Xi vacuum cartridge(s).
- ▶ AVM™2, Automatic Vacuum Management, unit with built-in control and monitoring functions.
- ▶ Valves for vacuum on/off and blow-off.
- ▶ Special safety feature for the version with normally closed on/off valve. It changes to an open valve if power is lost (E-stop).
- ▶ Analogue vacuum sensor with two digital outputs, 16 pre-set combinations of signal levels to choose from.
- ▶ Digital display with “-kPa” or “-inHg” as unit options.
- ▶ Integrated energy saving function (ES) that minimizes the air consumption in sealed systems. The ES function can be activated manually or via a signal (signal override).
- ▶ Three-colour LED status indicators for valves, signal outputs and ES.
- ▶ On AVM™2 units for P6010, there is an option to blow from a separate port to maximize blow-off efficiency in the vacuum system.

Technical data

Description	Unit	Value
Feed pressure, max.	MPa	0.7
Noise level, range	dBA	50–70
Material		Al, PA, NBR, SS, PMMA, TPE
Temperature range	°C	0–50
Weight, range	g	2000–2100
Signal range, adjustable	-kPa	20–80
Hysteresis	kPa	7±1
Voltage	VDC	24 (22–28)
Safety classification		IP65 [NEMA 4]
Current, max. output load	mA	100
Humidity	%RH	90
Current consumption, nominal	mA	110
Ripple, max.	V _P	1 V _{rms}
Display		LED indicators, numeric
Flow, blow-off	NI/s	0–7.5

Technical data, specific

Description	Value	
	LU, LW, MA, MC (P6010 Code)	LV, LX, MB, MD (P6010 Code)
Function, on/off	NO	NC

Performance tables

Depending upon choice of COAX® cartridge, applicable performance data of the P6010 AVM™2 can be found in the tables for vacuum flow and evacuation time for models P6010 Pi, Si and Xi.

Ordering information

1. Housing	P6010 Code
Housing	P6010

2. COAX® cartridge modules	P6010 code
COAX® cartridge module Pi48-3X1, non-return valve	AN
COAX® cartridge module Pi48-3X2, non-return valve	AO
COAX® cartridge module Pi48-3X3, non-return valve	AP
COAX® cartridge module Pi48-3X4, non-return valve	AQ
COAX® cartridge module Si32-3X1, non-return valve	AF
COAX® cartridge module Si32-3X2, non-return valve	AG
COAX® cartridge module Si32-3X3, non-return valve	AH
COAX® cartridge module Si32-3X4, non-return valve	AI
COAX® cartridge module Xi40-3X1, non-return valve	AV
COAX® cartridge module Xi40-3X2, non-return valve	AW
COAX® cartridge module Xi40-3X3, non-return valve	AX
COAX® cartridge module Xi40-3X4, non-return valve	AY

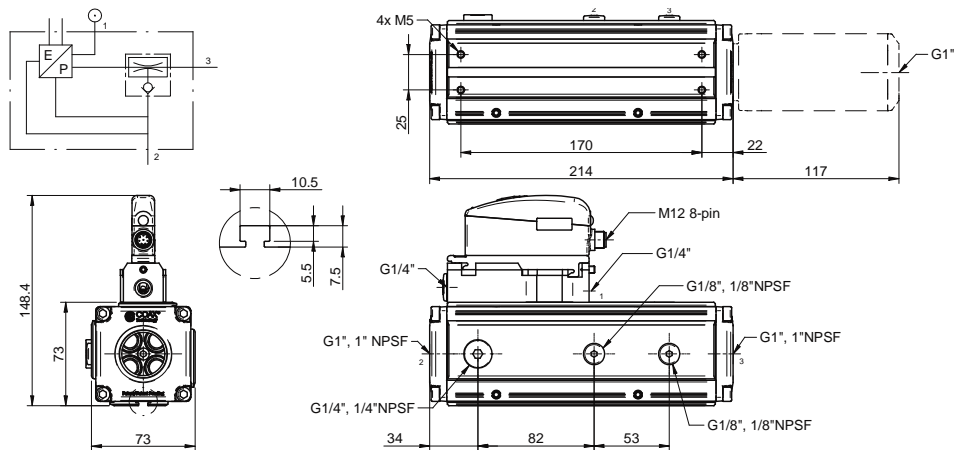
3. Mounting	P6010 Code
Mounting T-slot, Cover plate with PIAB label	01

4. Cover plates	P6010 Code
Function AVM™2 NO, cover plate G thread connections	LU
Function AVM™2 NC, cover plate G thread connections	LV
Function AVM™2 NO, cover plate NPSF thread connections	LW
Function AVM™2 NC, cover plate NPSF thread connections	LX
Function AVM™2 NO, cover plate G thread connections, separated blow-off	MA
Function AVM™2 NC, cover plate G thread connections, separated blow-off	MB
Function AVM™2 NO, cover plate NPSF thread connections, separated blow-off	MC
Function AVM™2 NC, cover plate NPSF thread connections, separated blow-off	MD

NO = Normally open valve for vacuum on/off, NC = Normally closed valve for vacuum on/off.

5. Select Connections for vacuum and exhaust	P6010 Code
Connections 2x G1"	51
Connections 2x G1", silencer 1"	52
Connections 2x G3/4"	53
Connections 2x G3/4", silencer 3/4"	54
Connections 2x 1" NPSF	55
Connections 2x 1" NPSF, silencer 1"	56
Connections 2x 3/4" NPSF	57
Connections 2x 3/4" NPSF, silencer 3/4"	58

Example	Ordering number
P6010 Si32-3X2, non-return valve, Mounting T-slot, Cover plate with AVM™2 NO function and G-threads, Connections 2x G1" and silencer 1"	P6010 AG 01 LU 52



Ordering information, accessories

Description	Art. No.
Silencer G1"	0112499
Silencer 1" NPSF	0113003
Manometer 1 MPa	0112532
Cable M12 8-pin female, PUR, L=2m	0110238
Cable M12 8-pin female, PUR, L=5m	0117746
Y-cable M12 8-pin female, 2xM12 4-pin male, PNP, PUR, L=2m	0118407
Y-cable M12 8-pin female, 2xM12 5-pin male, NPN, PUR, L=2m	0120229

P6010 CU



- ▶ COAX® P6010 multistage ejector with Pi, Si or Xi vacuum cartridge(s).
- ▶ Integrated Control Unit (CU) with electric valves for vacuum on-off and blow-off control.
- ▶ Mechanical valve for blow-off flow adjustment.
- ▶ Configurable and modular design.
- ▶ On CU units for P6010, there is an option to blow from a separate port to maximize blow-off efficiency in the vacuum system.

Technical data

Description	Unit	Value
Feed pressure, max.	MPa	0.7
Noise level, range	dBA	50–70
Material		Al, PA, NBR, SS, PMMA, TPE
Temperature range	°C	0–50
Weight, range	g	2000–2100
Function, on/off		NC
Voltage	VDC	24 (22–28)
Safety classification		IP65 [NEMA 4]
Humidity	%RH	90
Current consumption, nominal	mA	60
Ripple, max.	VP	1 V _{rms}
Flow, blow-off	NI/s	0–7.5

Performance tables

Depending upon choice of COAX® cartridge, applicable performance data of the P6010 CU can be found in the tables for vacuum flow, evacuation time and blow flow for models P6010 Pi, Si and Xi.

Ordering information

1. Housing		P6010 Code
Housing		P6010
2. COAX® cartridge modules		P6010 code
	COAX® cartridge module blind x4	AA
a	COAX® cartridge module Pi48-3X1	AJ
a	COAX® cartridge module Pi48-3X2	AK
a	COAX® cartridge module Pi48-3X3	AL
a	COAX® cartridge module Pi48-3X4	AM
b	COAX® cartridge module Pi48-3X1, non-return valve	AN
b	COAX® cartridge module Pi48-3X2, non-return valve	AO
b	COAX® cartridge module Pi48-3X3, non-return valve	AP
b	COAX® cartridge module Pi48-3X4, non-return valve	AQ
a	COAX® cartridge module Si32-3X1	AB
a	COAX® cartridge module Si32-3X2	AC
a	COAX® cartridge module Si32-3X3	AD
a	COAX® cartridge module Si32-3X4	AE
b	COAX® cartridge module Si32-3X1, non-return valve	AF
b	COAX® cartridge module Si32-3X2, non-return valve	AG
b	COAX® cartridge module Si32-3X3, non-return valve	AH
b	COAX® cartridge module Si32-3X4, non-return valve	AI
a	COAX® cartridge module Xi40-3X1	AR
a	COAX® cartridge module Xi40-3X2	AS
a	COAX® cartridge module Xi40-3X3	AT
a	COAX® cartridge module Xi40-3X4	AU

2. COAX® cartridge modules		P6010 code
b	COAX® cartridge module Xi40-3X1, non-return valve	AV
b	COAX® cartridge module Xi40-3X2, non-return valve	AW
b	COAX® cartridge module Xi40-3X3, non-return valve	AX
b	COAX® cartridge module Xi40-3X4, non-return valve	AY

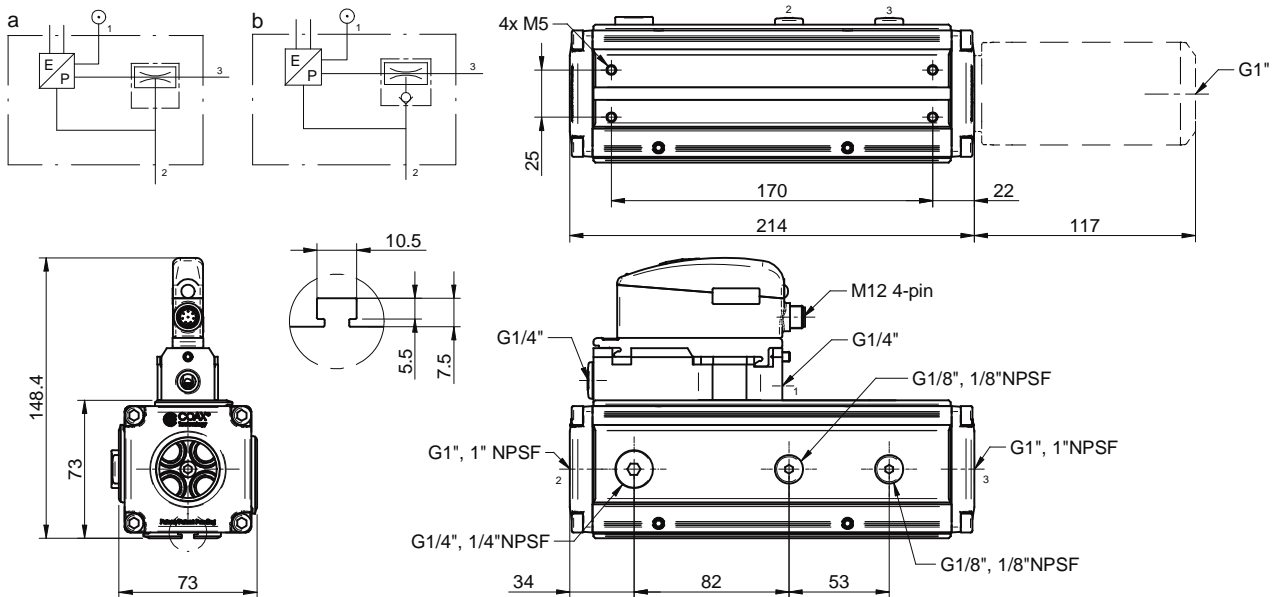
3. Mounting		P6010 Code
Mounting T-slot, Cover plate with PIAB label		01

4. Cover plates		P6010 Code
Function CU NC, cover plate G thread connections		LY
Function CU NC, cover plate NPSF thread connections		LZ
Function CU NC, cover plate G thread connections, separated blow-off		ME
Function CU NC, cover plate NPSF thread connections, separated blow-off		MF

NC = Normally closed valve for vacuum on/off.

5. Select Connections for vacuum and exhaust		P6010 Code
Connections 2x G1"		51
Connections 2x G1", silencer 1"		52
Connections 2x G3/4"		53
Connections 2x G3/4", silencer 3/4"		54
Connections 2x 1" NPSF		55
Connections 2x 1" NPSF, silencer 1"		56
Connections 2x 3/4" NPSF		57
Connections 2x 3/4" NPSF, silencer 3/4"		58

Example	Ordering number
P6010 Si32-3X2, non-return valve, Mounting T-slot, Cover plate with CU NC function and G-threads, Connections 2x G1" and silencer 1"	P6010 AG 01 LY 52



Ordering information, accessories

Description	Art. No.
Silencer G1"	0112499
Silencer 1" NPSF	0113003
Manometer 1 MPa	0112532
Cable M12 4-pin female, PUR, L=5m*	0121817
Cable M12 4-pin female, M12 4-pin male, PUR, L=2m	0118322

*) Pin No. 1 is not used.

P6010 PCC



- ▶ COAX® P6010 multistage ejector with Pi, Si or Xi vacuum cartridge(s).
- ▶ PPC , Piab Cruise Control, is programmable for constant vacuum level in the system
- ▶ Quick adjustment
- ▶ Easy to install in control systems
- ▶ Low power consumption, 24 VDC/120 mA
- ▶ Integrated analogue vacuum or blow-pressure sensor

Supplied with a vacuum gauge.

Technical data

Description	Unit	Value
Feed pressure, max.	MPa	1.0
Feed pressure, min.	MPa	0.12
Air consumption, internal	NI/s	0.04
Noise level	dBA	50-70
Material		Al, CuZn, PA, NBR, SS
Temperature range	°C	3-50
Connection, vacuum & exhaust		G1"/1"NPSF
Connection, compressed air		G1/4"
Connection, regulator/exhaust		G1/8"
Voltage supply	VDC	24 (21.8-26.4)
Voltage signal, input	VDC	0-10
Safety classification		IP65
Current consumption	mA	30
Electric connection		M12 5-pin male
Pressure drop	MPa	0.1
Linearity	%FS	<1.5
Hysteresis	%FS	<0.5
Repeatability	%FS	<0.5
Regulator operating range, vacuum level	-kPa	0-90
Input impedance, signal in	kΩ	55
Nominal flow rate (0.6 MPa in, 0.1 Mpa P)	NI/s	18.3
Outlet pressure, to vacuum pump	MPa	0.02-0.9
Particle size, max.	µm	20

The design of PCC requires that the inlet pressure is 0.1 MPa higher than the outlet pressure.

Performance tables

Depending upon choice of COAX® Cartridge, applicable performance data of the P6010 PCC can be found in the tables for vacuum flow and evacuation time for models P6010 Pi, Si and Xi.

Ordering information

1. Housing		P6010 Code
Housing		P6010
2. COAX® cartridge modules		P6010 code
	COAX® cartridge module blind x4	AA
a	COAX® cartridge module Pi48-3X1	AJ
a	COAX® cartridge module Pi48-3X2	AK
a	COAX® cartridge module Pi48-3X3	AL
a	COAX® cartridge module Pi48-3X4	AM
b	COAX® cartridge module Pi48-3X1, non-return valve	AN
b	COAX® cartridge module Pi48-3X2, non-return valve	AO
b	COAX® cartridge module Pi48-3X3, non-return valve	AP
b	COAX® cartridge module Pi48-3X4, non-return valve	AQ
a	COAX® cartridge module Si32-3X1	AB
a	COAX® cartridge module Si32-3X2	AC
a	COAX® cartridge module Si32-3X3	AD

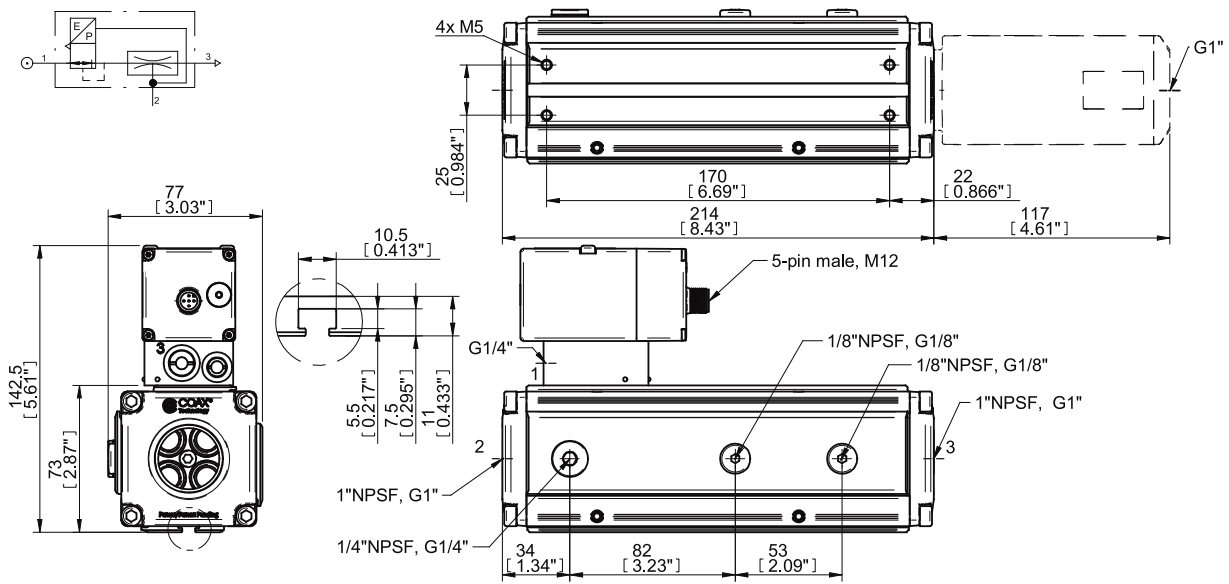
2. COAX® cartridge modules		P6010 code
a	COAX® cartridge module Si32-3X4	AE
b	COAX® cartridge module Si32-3X1, non-return valve	AF
b	COAX® cartridge module Si32-3X2, non-return valve	AG
b	COAX® cartridge module Si32-3X3, non-return valve	AH
b	COAX® cartridge module Si32-3X4, non-return valve	AI
a	COAX® cartridge module Xi40-3X1	AR
a	COAX® cartridge module Xi40-3X2	AS
a	COAX® cartridge module Xi40-3X3	AT
a	COAX® cartridge module Xi40-3X4	AU
b	COAX® cartridge module Xi40-3X1, non-return valve	AV
b	COAX® cartridge module Xi40-3X2, non-return valve	AW
b	COAX® cartridge module Xi40-3X3, non-return valve	AX
b	COAX® cartridge module Xi40-3X4, non-return valve	AY

3. Mounting		P6010 Code
Mounting T-slot, Cover plate with PIAB label		01

4. Cover plates		P6010 Code
Function PCC Vacuum, cover plate G thread connections		LB
Function PCC Vacuum, cover plate NPSF thread connections		LT

5. Select Connections for vacuum and exhaust		P6010 Code
Connections 2x G1"		51
Connections 2x G1", silencer 1"		52
Connections 2x G3/4"		53
Connections 2x G3/4", silencer 3/4"		54
Connections 2x 1" NPSF		55
Connections 2x 1" NPSF, silencer 1"		56
Connections 2x 3/4" NPSF		57
Connections 2x 3/4" NPSF, silencer 3/4"		58

Example		Ordering number
P6010 Si32-3X2, Mounting T-slot, Cover plate with PCC vacuum function and G-threads, Connections 2x G1" and silencer 1"		P6010 AC 01 LB 52



Ordering information, accessories

Description	Art. No.
Silencer G1"	0112499
Silencer 1" NPSF	0113003
Manometer 1 MPa	0112532
Cable M12 4-pin female PUR, 5m*	0121817

*) Pin no. 5 is not used. M12 4-pin cable will fit the M12 5-pin connector.